

## Decorative Concrete Poles Installation Process – Flange Type



1. Prepare concrete stump c/w wire



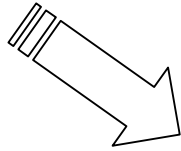
3. Insert the wire into the pole



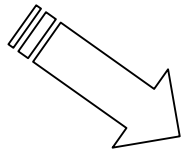
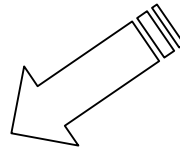
5. Fasten bolts & washers



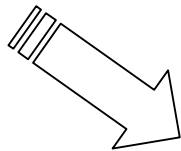
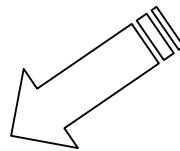
7. Site Ready



2. Carry the pole to the stump



4. Place the pole onto the concrete stump



6. Connect the wire/cabling

